


开置式ZHC

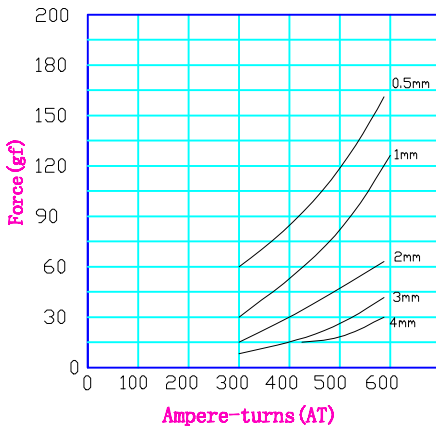
ZHC-0426L/S C Frame Solenoid

ISO/TS16949 ISO9000 ISO14000
RoHS REACH CE UL VDE TÜV

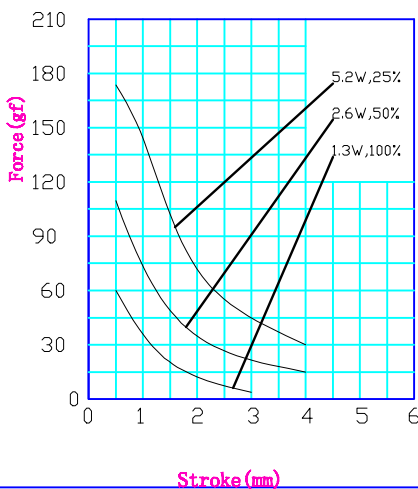


总重量 Total Weight: 16g
应用范围: 用于玩具, 门锁等
APPLICATION: TOY, DOOR LOCK etc

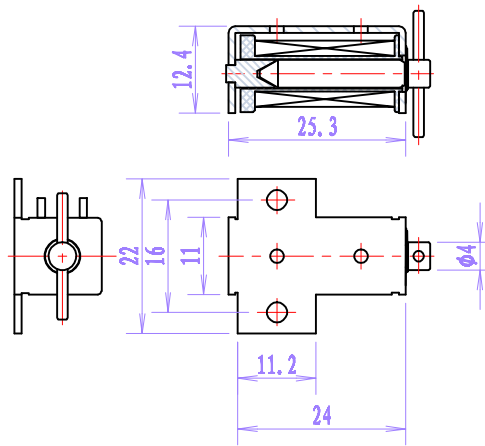
AMPERE-TURNS Vs FORCE
安匝/吸引力



STROKE Vs FORCE
行程/吸引力

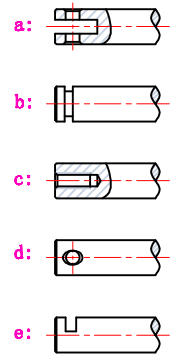


类型: 拉式 TYPE: PULL

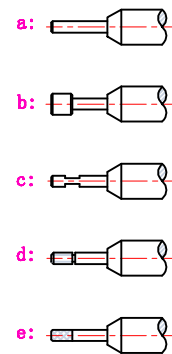


单位:mm Units:mm 通电状态 Shown Energized

滑杆外部与负载连接的典型结构
plunger type:



顶杆外部与负载连接的典型结构
push shaft type:



COIL DATA线圈资料

| Duty cycle (%) = $\frac{\text{"ON" time}}{\text{"ON" time} + \text{"OFF" time}} \times 100\%$ 工作周期(%) = $\frac{\text{工作时间}}{\text{工作时间} + \text{断开时间}} \times 100\%$ | 连续 Continuous | 间断 Intermittent | | | |
|---|------------------------------|--------------------|----------------|-----|------|
| | 100% | 50% | 25% | 10% | |
| MAX. "on" time in seconds 最大工作时间(秒) | ∞ | 50 | 18 | | |
| Watts at 20° 瓦特数(在20°) | 1.3 | 2.6 | 5.2 | | |
| Ampere-turns at 20° 安匝值(在20°) | 300 | 420 | 600 | | |
| Type no. | Resistance (20°C) Ω ± 10% | No. Turns | Volts DC 电压 | | |
| 型号 | 阻值(Ω) ± 10% | 线圈匝数 | | | |
| ZHC-0426L/S | 6.9 | 710 | 3 | 4.2 | 6 |
| | 33.6 | 1580 | 6.6 | 9.3 | 13.2 |
| | 110.8 | 2690 | 12 | 17 | 24 |
| | 443 | 4420 | 24 | 34 | 48 |