


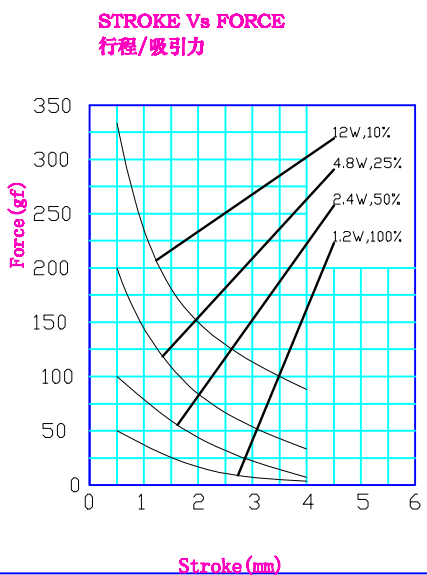
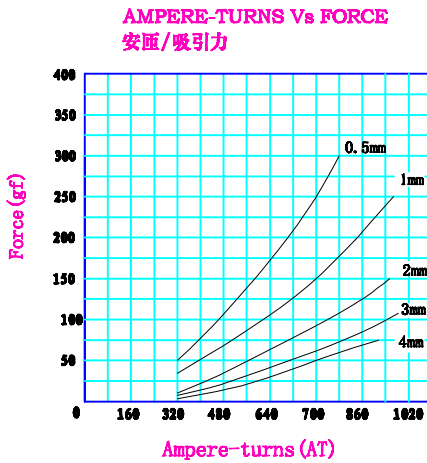
开置式ZHC

ZHC-0423L/S C Frame Solenoid

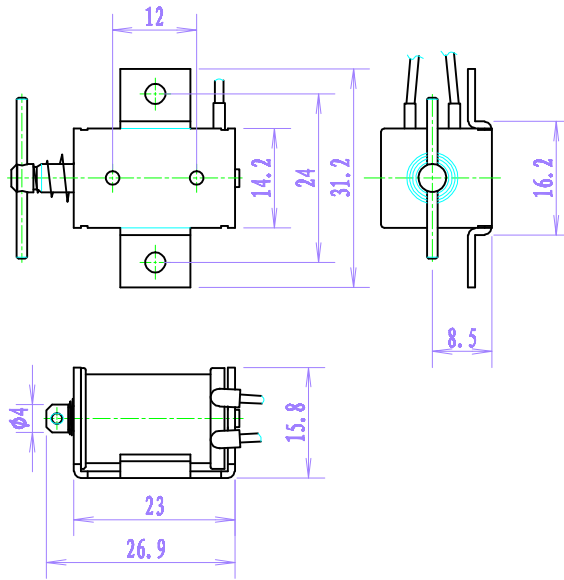
ISO/TS16949 ISO9000 ISO14000
RoHS REACH CE UL VDE TÜV



总重量 Total Weight: 24g
应用范围: 用于玩具, 门锁等
APPLICATION: TOY, DOOR LOCK etc

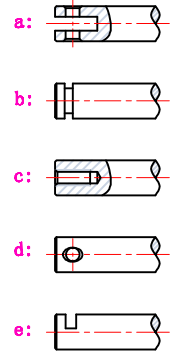


类型: 拉式 TYPE: PULL

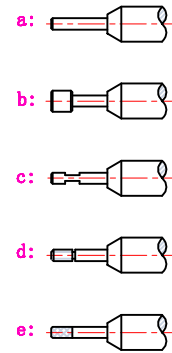


单位:mm Units:mm 通电状态 Shown Energized

滑杆外部与负载连接的典型结构
plunger type:



顶杆外部与负载连接的典型结构
push shaft type:



COIL DATA线圈资料

Duty cycle (%) = $\frac{\text{"ON" time}}{\text{"ON" time} + \text{"OFF" time}} \times 100\%$ 工作周期(%) = $\frac{\text{工作时间}}{\text{工作时间} + \text{断开时间}} \times 100\%$	连续 Continuous	间断 Intermittent				
	100%	50%	25%	10%		
MAX. "on" time in seconds 最大工作时间(秒)	∞	50	18	3		
Watts at 20° 瓦特数 (在20°)	1.2	2.4	4.8	12		
Ampere-turns at 20° 安匝值 (在20°)	320	450	640	1010		
Type no.	Resistance (20°C) Ω ± 10%	No. Turns	VoltS DC 电压			
型号	阻值 (Ω) ± 10%	线圈匝数				
ZHC-0423L/S	7.5	850	3	4.2	6	9.5
	48	2050	7.6	10.7	15.2	24
	120	3200	12	17	24	38
	480	7100	24	34	48	76